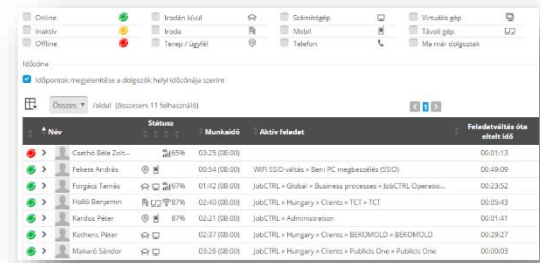
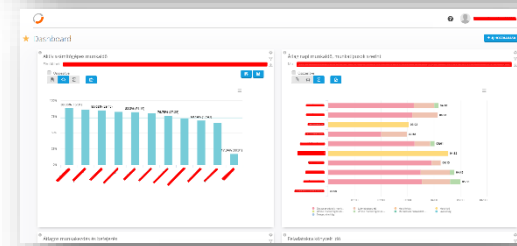
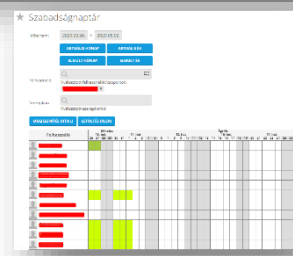
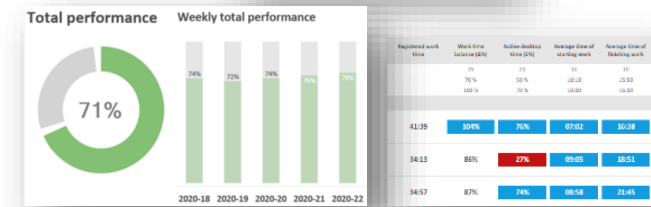


Important features	Description	Quick links
Real-time activity	Near real time summary of user activities including the tasks they are working on together with their daily work time. You can apply filters to customize view.	• Real-time activity 
Dashboard	You can manage important and relevant reports, KPIs or charts for your company/team. You can set up the period and user(s).	• Dashboard 
Leaves of absence	In this menu you can see the approved, non-approved and sick leaves. We differential the requested and approved Holidays.	• Leaves of absence 
Performance Summary report	This report show a quick and simple One KPI result of the company/Groups. This show an aggregated and weekly performance indicator. It is basically calculated multiple KPIs, these have got specific weight and goal value. We recommended a weekly report and performance check about this.	• Performance Summary report 
Performance analysis report	This report is more detailed than the summary, It shows more information, performance productivity indicator, offline ad/hoc information, GPS/POI location, Mobile call details and all the KPIs, which you select. We recommended to send this every day and week, to get a detailed view about your employees.	• Performance analysis report 